



National Marine Manufacturers Association

nmma.org

ECONOMIC SIGNIFICANCE OF RECREATIONAL BOATING IN MISSOURI

CONGRESSIONAL DISTRICT 6

Number of Recreational Boats*	35,835
Recreational Boating Industry Businesses	37
Total Jobs	2,819
Annual Recreational Boating-Related Spending	\$152.8 MILLION

TOTAL ANNUAL ECONOMIC IMPACT OF RECREATIONAL BOATING:



\$359.1

 MILLION

RECREATIONAL BOATS IN MO-6

TOTAL BOATS* **35,835**

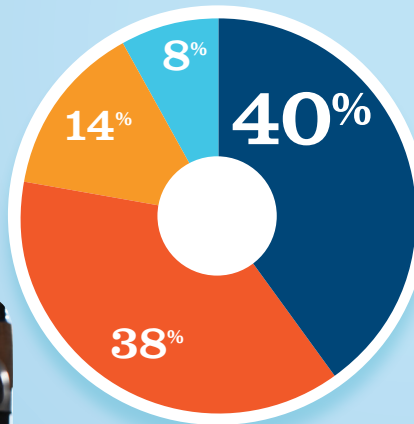
REGISTERED BOATS	35,835
Power boats	30,309
PWCs	5,091
Sailboats	423
Other Boats	12
HOUSEHOLDS PER BOAT	7.6



* Total boats are registered boats as reported by states to the USCG.

RECREATIONAL BOATING CREATES JOBS IN MO-6

TOTAL BOATING JOBS	191
Boat Building	15
Motor / Engine Mfgr.	-
Accessory / Supplies Mfgr.	26
Dealers / Wholesalers	73
Boat Services	77

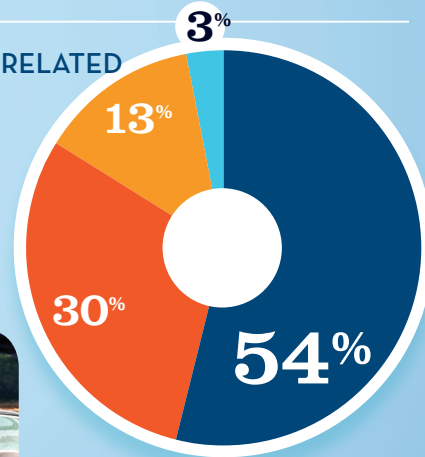


● BOAT BUILDING
● MOTOR/ENG. MFGR. †
● ACC./SUPPLIES MFGR.
● DLRS/WHOLESALERS
● BOAT SERVICES
 † 0%



RECREATIONAL BOATING-RELATED BUSINESSES IN MO-6

TOTAL BUSINESSES	37
Boat Building	1
Motor / Engine Mfgr.	-
Accessory / Supplies Mfgr.	5
Dealers / Wholesalers	11
Boat Services	20

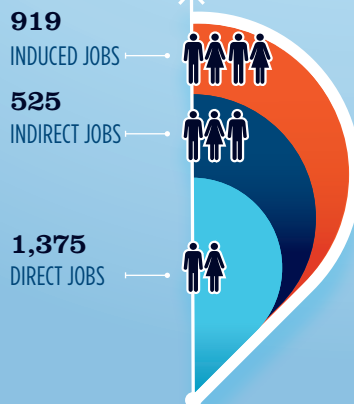


● BOAT BUILDING
● MOTOR/ENG. MFGR. †
● ACC./SUPPLIES MFGR.
● DLRS/WHOLESALERS
● BOAT SERVICES
 † 0%



ESTIMATED JOBS IMPACT OF RECREATIONAL BOATING-RELATED SPENDING IN MO-6

EST. TOTAL JOBS	2,819
EST. TOTAL LABOR INCOME	\$116.8 MILLIONS
Est. Direct Income	\$47.2
Est. Indirect Income	\$29.4
Est. Induced Income	\$40.2



RECREATIONAL BOATING INDUSTRY SALES IN MO-6

Boat Building	\$3.9	\$3.9 MILLION
Motor / Engine Mfgr.	\$0.0	\$0.0 MILLION
Accessory / Supplies Mfgr.	\$5.5	\$5.5 MILLION
TOTAL MFGR. SALES	\$9.4	
Dealers / Wholesalers	\$34.4	\$5.5 MILLION
Boat Services	\$14.7	\$34.4 MILLION
TOTAL RETAIL & SERVICES SALES	\$49.1	\$14.7 MILLION

● BOAT BUILDING
● MOTOR/ENG. MFGR.
● ACC./SUPPLIES MFGR.
● DLRS/WHOLESALERS
● BOAT SERVICES

Source: NMMMA's Center of Knowledge; Recreational Marine Research Center at Michigan State University